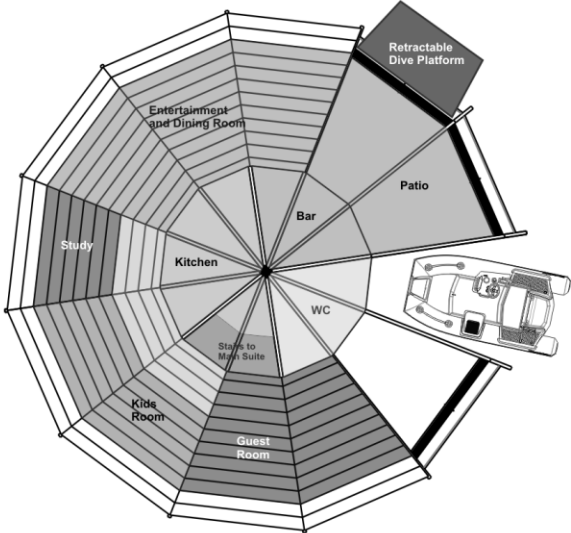
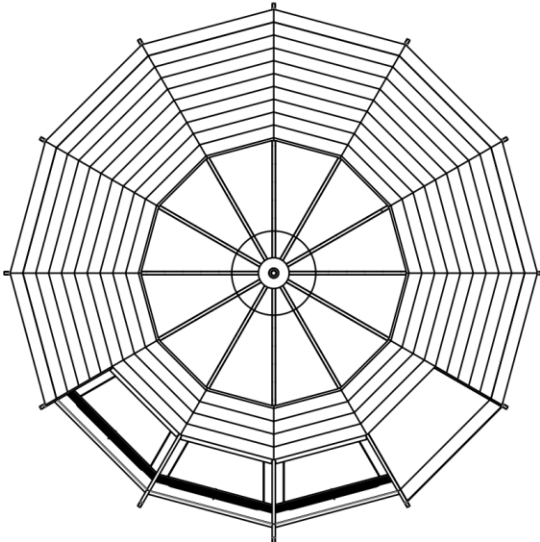
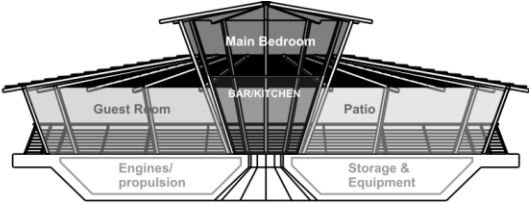
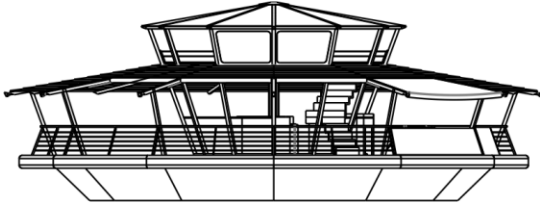




Naval Design

Datasheet

14m Island Home



Dimensional Data

Length Overall	14 m
Beam	14 m
Displacement - Lightship	9 t
Range	80 Nm
Draft	0.23 m
Berth	4
WC	3
Max passengers	80

Standard Features

- GRP construction
- Handrails
- Bollards
- Fender system
- Non slip deck
- Manual and electric bilge pump
- Safety equipment to meet class approval
- Navigation equipment
- Dive platform
- Canopies

Engine Data

Max Power recommended

Hp	Max Speed,knt	Cruise Speed,knt	Range @ Cruise,nm	Endurance, hours
100	8	6	80	12

Options and Accessories

- Various seating arrangement
- Water Maker
- 3.5m Jet Tender
- Davit
- Jacuzzi
- CUSTOM design option to meet the clients requirement

Propulsion

2 x 50 Hp Outboard

Design

KND naval design

Certification

CE / ISO

ADDRESS

61 Shortmarket Street
Cape Town, 8000, South Africa

MOBILE TELEPHONE

+27 (0) 72 443 7444
+27 (0) 21 424 4852

EMAIL WEBSITE

kobus@navaldesign.com
www.kobusnavaldesign.com

*Please note that this is a non contractual document. We reserve the right to make changes without notice.