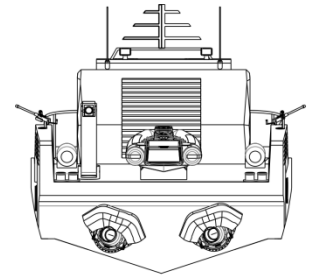
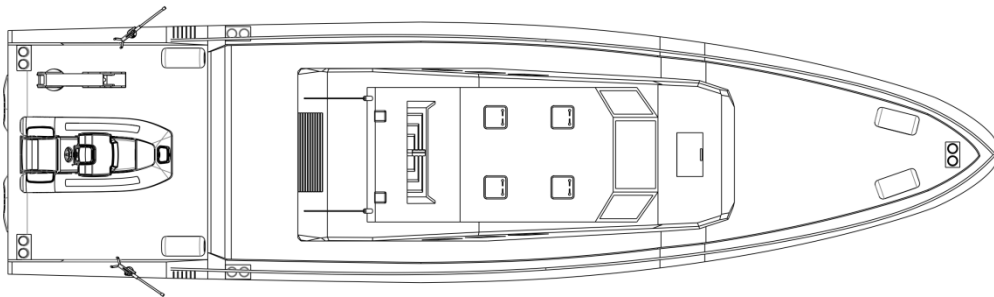
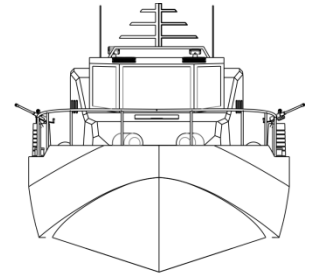
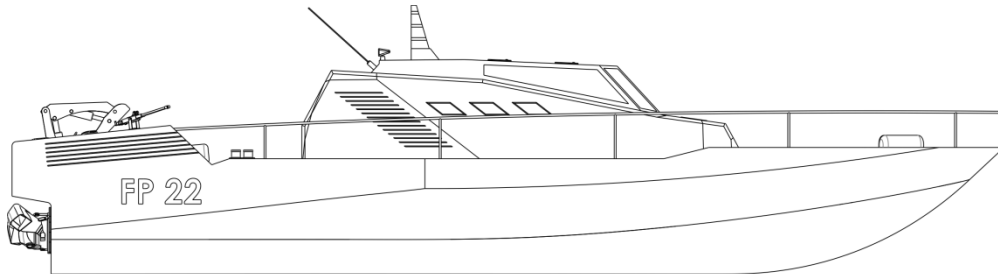


FP 22

22m Fast Patrol Craft



Naval Design



Dimensional Data

Length Overall	22 m
Beam	6 m
Displacement	65 t
Fuel Capacity	15 000 L
Speed max	32 knots
Speed cruise	21 knots
Range at cruise speed	500 Nm
Crew	4
Passengers	25
Design	KND

Engine Data

Max Power 3500 BHP

Options and Accessories

- Ballistic protection
- Twin or triple jet installation
- Rescue Rib
- Lifting crane

Standard Features

- Full marine navigational system
- Air conditioned cabins
- Windscreen wipers
- Electric and manual bilge pumps system
- Fire suppression system
- Navigational mast
- Life saving equipment
- Cabin for 3 crew
- Mess for crew
- TV screens x1
- Fully operational wheel house
- Fuel system
- Fresh water system
- Black water system
- Anchor system
- Fire extinguishers

Classification

- DNV/BV class

Application

- Coast Guard
- Patrol

ADDRESS

Studio 403, Old Castle Brewery
6 Beach Road, Woodstock
Cape Town, 8000, South Africa

TELEPHONE
FACSIMILE

+27 (0) 21 448 9464
+27 (0) 21 447 9468

EMAIL
WEBSITE

info@navaldesign.com
www.navaldesign.com

*Please note that this is a non contractual document.
We reserve the right to make changes without notice.