


12000 PATROL Datasheet

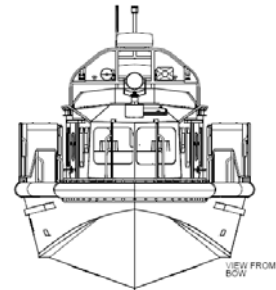
12m Aluminum Patrol Craft with twin inboard motors



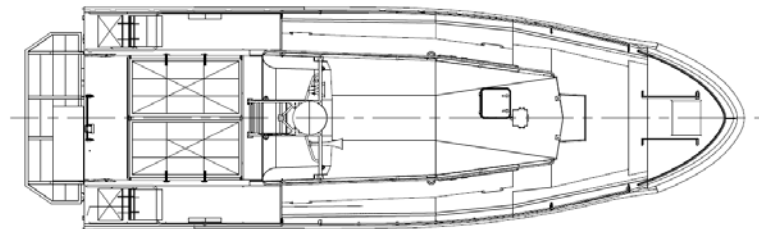
Naval Design



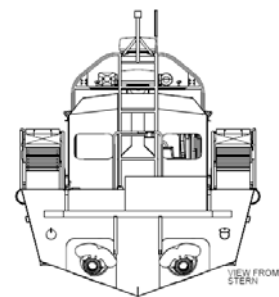
PROFILE VIEW



VIEW FROM BOW



PLAN VIEW



VIEW FROM STERN

Dimensional Data

Length Overall	13000 mm
Beam	4000 mm
Speed	45 knots
Displacement	5000 kg
Fuel Capacity	1600 L
Range(Nm)	445
Crew & Passengers	2 + 10

Engine Data

Max Power 2 x 500 Hp

Options and Accessories

- Divers door
- Additional options to client specification
- Ballistic protection (structures and windows)

Standard Features

- Full marine VHF radio
- Loud-hailer
- Air conditioned lockable cabin
- Windscreen wipers
- Depth finder
- Electric and manual bilge pumps
- GPS
- Foam floatation
- Remote controlled search light
- Multiple gun mounts
- Electronics distribution panel
- Stainless steel grab-rails
- Fire extinguishers

ADDRESS

Studio 403, Old Castle Brewery
6 Beach Road, Woodstock
Cape Town, 8000, South Africa

TELEPHONE
FACSIMILE

+27 (0) 21 448 9464
+27 (0) 21 447 9468

EMAIL
WEBSITE

info@navaldesign.com
www.navaldesign.com

*Please note that this is a non contractual document.
We reserve the right to make changes without notice.