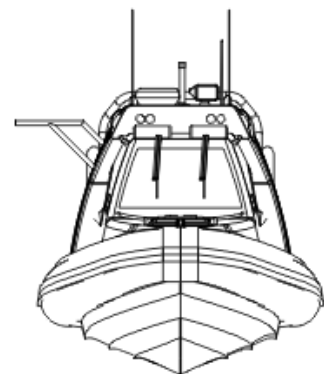
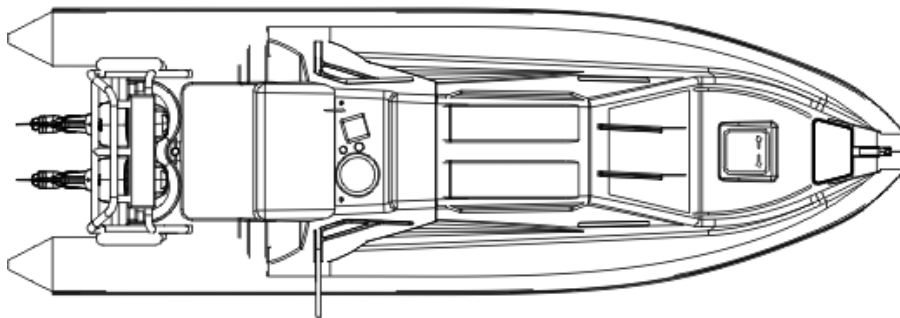
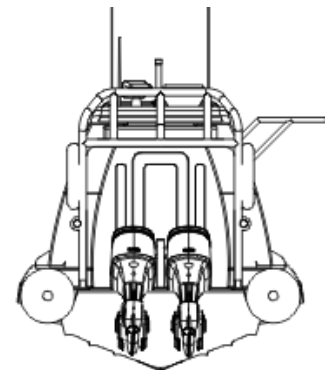
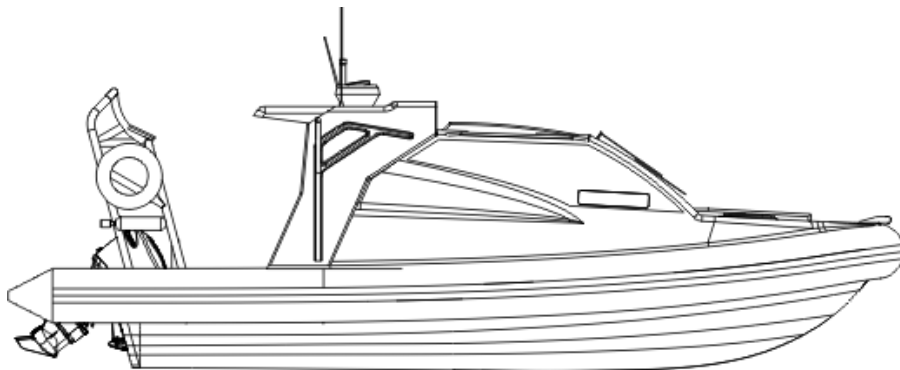


# RIB 9500 - DATASHEET

SEARCH AND RESCUE RIB



Naval Design



## Dimensional Data

Length Overall	9.5 m
Beam overall	3 m
Displacement	3.2 t
Fuel Capacity	440 L
Speed max	36 knots
Speed cruise	25 knots
Crew	2
Passengers	6
Design	KND

## Engine Data

Max Power 300 BHP

## Options And Accessories

- Chemical toilet
- Air conditioning cabin
- integrated search lights in cabin
- Self righting design

## Standard Features

- Full marine navigational system
- Full marine communication system
- GRP construction
- GRP console & screen
- Radar arch
- Electric and manual bilge pump system
- Reinforced keel
- Foam floatation in hull
- Integrated fuel tanks
- Electronics distribution panel
- Steel grab-rails
- Fire extinguishers
- 2x deck drains
- Life saving equipment
- Heavy duty inflatable tube
- 4x lifting points
- Heavy duty rub rail
- Bow post & tow post
- Aft platform
- Stern drive
- Bolster seat
- Lifting device
- Extreme weather capabilities
- Windscreen wipers

## Classification

- Design to meet ISO/CE CAT B SOLAS

ADDRESS

Studio 403, Old Castle Brewery  
6 Beach Road, Woodstock  
Cape Town, 8000, South Africa

TELEPHONE  
FACSIMILE

+27 (0) 21 448 9464  
+27 (0) 21 447 9468

EMAIL  
WEBSITE

info@navaldesign.com  
www.navaldesign.com

\*Please note that this is a non contractual document.  
We reserve the right to make changes without notice.