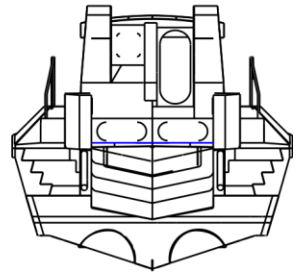
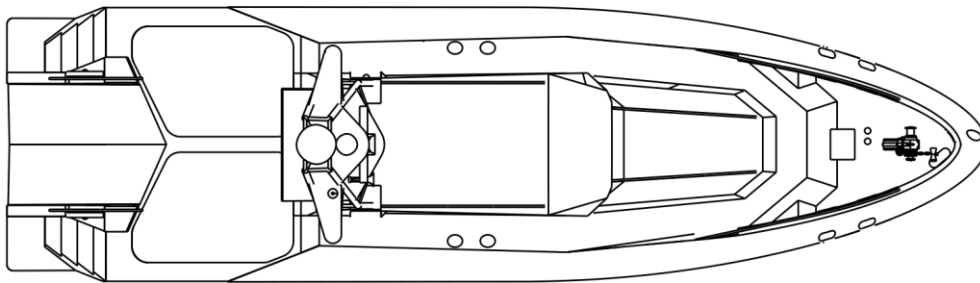
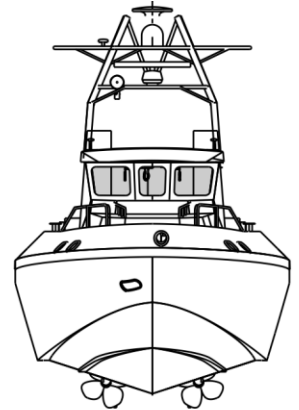
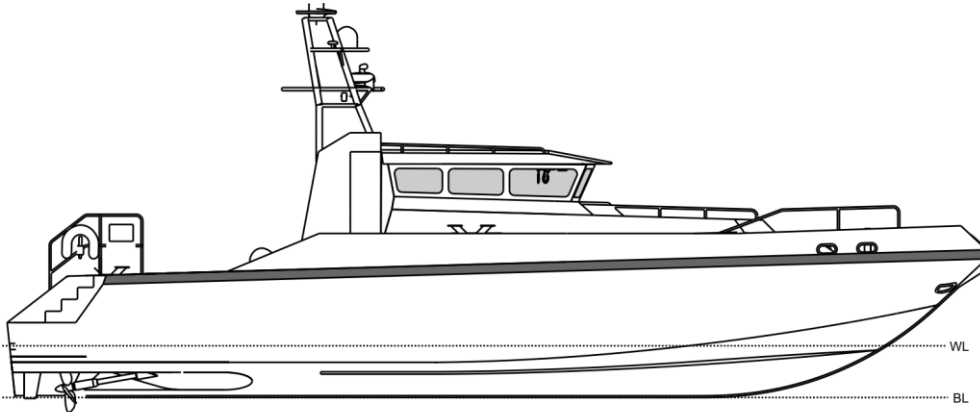


Datasheet

16m Fast Coastal Patrol – P200



Naval Design



Dimensional Data

Length Overall	16 m
Beam	4.6 m
Displacement - Lightship	25 t
Fuel Capacity	5 000 L
Draft	1 m
Max passengers	12
Berths	6
WC	2

Standard Features

- Communications System
- Navigation System & Mast
- Air-conditioned cabin
- Anchoring and Mooring System
- Safety Railings
- Electric and manual bilge pumps
- Heavy Duty Fendering
- Safety Equipment and System
- Crew seating
- Steering system
- Rib Launch Deck

Engine Data

Max Power recommended

Hp	Max Speed,knt	Cruise Speed,knt	Range @ Cruise,nm	Endurance, hours
2000	35	25	455	18
2500	39	28	407	14

Options and Accessories

- Various seating arrangement
- 5m Daughter craft
- CUSTOM design option to meet the clients requirement
- Gun Mounts
- Balistic Protection

Propulsion

Shafting & Propeller

Design

KND naval design

Certification

MCA

ADDRESS

61 Shortmarket Street
Cape Town, 8000, South Africa

MOBILE
TELEPHONE

+27 (0) 72 443 7444
+27 (0) 21 424 4852

EMAIL
WEBSITE

kobus@navaldesign.com
www.kobusnavaldesign.com

*Please note that this is a non contractual document.
We reserve the right to make changes without notice.