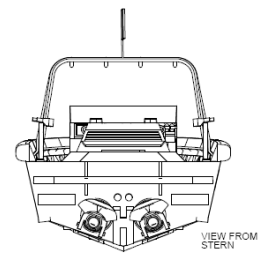
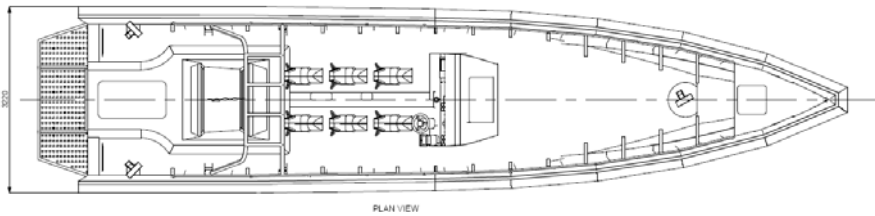
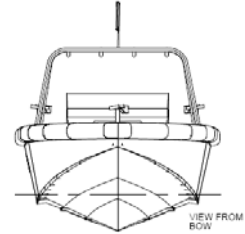
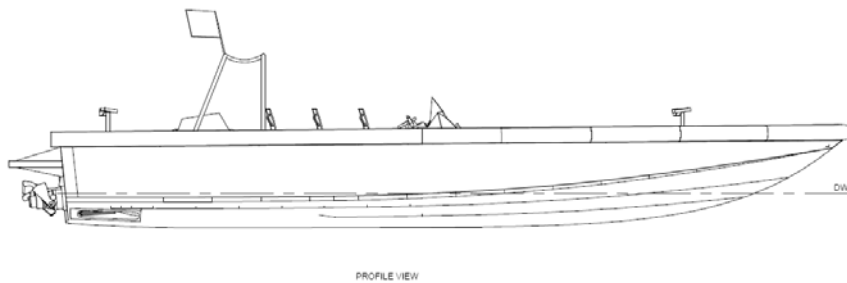


14000 INTERCEPTOR Datasheet

14m Aluminum fast Interceptor with twin inboard motors



Naval Design



Dimensional Data

Length Overall	14000 mm
Beam	3200 mm
Speed	65 knots
Displacement	4000 kg
Fuel Capacity	800 L
Range(Nm)	400
Crew & Passengers	2 + 10

Engine Data

Max Power 2 x 820 Hp

Options and Accessories

- Divers door
- Additional options to client specification
- Ballistic protection (structures and windows)

Standard Features

- Full marine VHF radio
- Loud-hailer
- Depth finder
- Electric and manual bilge pumps
- GPS
- Foam floatation
- Remote controlled search light
- Multiple gun mounts
- Electronics distribution panel
- Stainless steel grab-rails
- Fire extinguishers
- Variety of options to be offered

ADDRESS

Studio 403, Old Castle Brewery
6 Beach Road, Woodstock
Cape Town, 8000, South Africa

TELEPHONE FACSIMILE

+27 (0) 21 448 9464
+27 (0) 21 447 9468

EMAIL WEBSITE

info@navaldesign.com
www.navaldesign.com

*Please note that this is a non contractual document.
We reserve the right to make changes without notice.