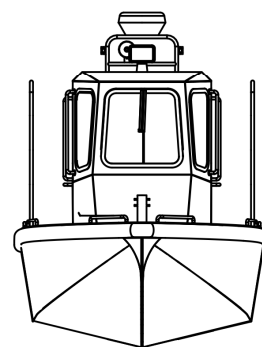
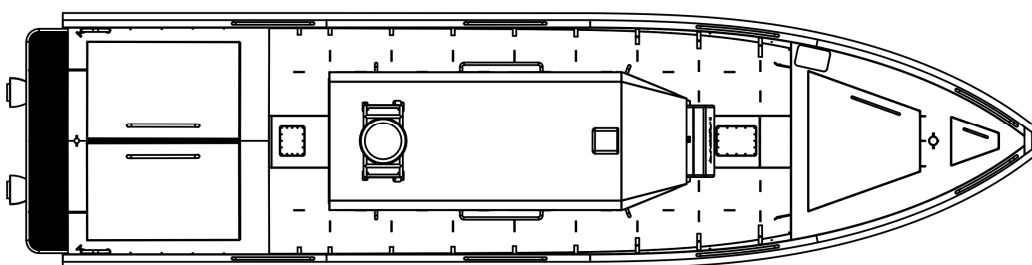
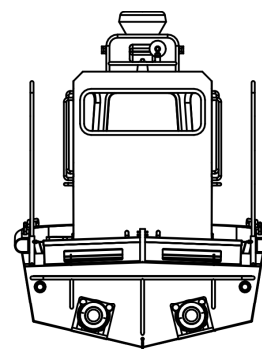
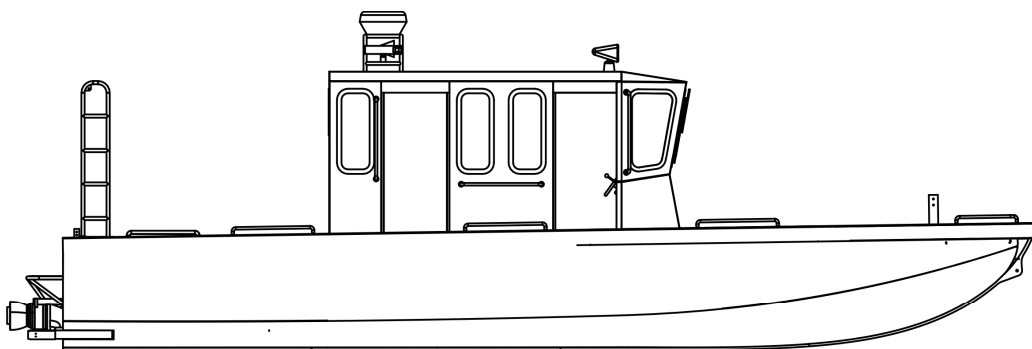


# 10m ALUMINUM - DATASHEET

PATROL VESSEL



Naval Design



## Dimensional Data

Length Overall	10 m
Beam overall	2.8 m
Displacement	3 t
Fuel Capacity	640 L
Speed max	35 knots
Speed cruise	24 knots
Crew	2
Passengers	8
Design	KND

## Engine Data

Max Power 250 BHP

## Options And Accessories

- Anchor winch system
- Awning
- Jet or Stern drive

## Certification

- Designed for ISO/CE CAT C

## Standard Features

- Aluminum construction
- Full marine VHF radio
- Loud-hailer
- Air conditioned cabin
- Windscreen wipers
- Depth finder
- Electric and manual bilge pumps
- GPS
- Foam floatation in hull
- Remote controlled search light
- Electronics distribution panel
- Aluminum grab-rails
- Fire extinguishers
- Seating for 2 crew
- Seating for 4 passengers
- Radar arch
- Bow roller
- High density fender
- Aft platform
- 4x lifting point
- Canvas door covers
- Integrated fuel tanks
- Anchor locker
- Large bow storage locker
- Bow and Tow post

ADDRESS

Studio 403, Old Castle Brewery  
6 Beach Road, Woodstock  
Cape Town, 8000, South Africa

TELEPHONE  
FACSIMILE

+27 (0) 21 448 9464  
+27 (0) 21 447 9468

EMAIL  
WEBSITE

info@navaldesign.com  
www.navaldesign.com

\*Please note that this is a non contractual document.  
We reserve the right to make changes without notice.